

6"/12" na.row.r™ spec sheet 90CRI

material
2"dia smooth extruded aluminum outer housing in six lengths.

LED
COB in 2700K, 3000K, 3500K, or 4000K 90+ cri standard rated >36,000 hours L70 (6.8K) per LM-80 test data, and 71,000 hours projected life per IES TM-21.

downlight optics
Khatod® Cosmo 50mm dia 16mm high (RoHS compliant) available in 12° spot, 25° medium, 38° wide

driver
constant current, class P, class 2 power unit, class A sound rating, universal input (120-277V) programmable driver, 5% minimum dimming level, PF >0.90. protections include short circuit, input/output isolation and surge protection (3KV). wired for 0-10v dimming from factory.


mounting standard
driver in junction box (requires 2 1/8" deep electrical box). 5" dia canopy painted to match fixture. cloth-covered power cord color options listed below. cloth cord requires special stripping tool (link). field-adjustable 3ft length. optional stem listed below, painted to match fixture. satin black canopy standard on wood finishes.

canopy mounted driver (CDVR) (optional)
2"dia x 6"h extruded aluminum driver housing on 5" dia canopy painted to match fixture. field-adjustable 3ft length. optional stem listed below, painted to match fixture.

remote enclosure (.LV) (optional)
the standard driver can be remote mounted up to 33ft from the LED. suspension length should be considered in distance. remote enclosure supplied. for distances greater than 33ft consult factory. for Chicago Plenum installation consult factory.

finish
select from 15 standard powder coat paint finishes or 3 wood finishes (listed below) or specify RAL# for custom colors.

emergency
if required, recommend use of inverter (by other).



catalog number

--	--	--	--	--	--	--

size	beam	CCT	lumens	painted finish	power cord	options
P3906 driver in j-box	S 12° spot	27 2700K	L1 360 lm	AP anodized paint	BUPC blue cloth cord	3FT 36" cord
P3906.BABA driver in j-box	M 25° med	30 3000K	L2 630 lm	BS brass	ORPC orange cloth cord	STM1 12" stem
P3906.LV remote enclosure 2"dia X 6"ht	W 38° wide	35 3500K	L3 900 lm	BU blue	PLPC purple cloth cord	STM2 24" stem
P3912 driver in j-box	jewel	40 4000K	H1 1265 lm	BZ bronze	RDPC red cloth cord	STM3 36" stem
P3912.BABA driver in j-box	see page 6		H2 1805 lm	CP champagne	WGPC white & gray dot cloth cord	CDVR canopy mounted driver
P3912.LV remote enclosure 2"dia X 12"ht				FB flat black	WHPC white cord	
				GM gun metal	BKPC black cord	
				MB military blue	SBPC silver braid cord	
				MW matte white		
				OR orange		
				RD red		
				SB satin black		
				SS satin silver		
				TG textured gray		
				YO yellow		



premium finish
RAL specify RAL#

wood finish
ASH ashwood
ENG english brown oak
ESP espresso

This product meets the guidelines for the Build America, Buy America Act.
Some Exclusions Apply. For more information and full list of eligible SKUs, please contact the factory at info@impactltg.com

--

--

specifications
subject
to change

© 2025
rev. 12/12/2025

job name:

type:

36"/48" na.row.r™ spec sheet 90CRI

material
2"dia smooth extruded aluminum outer housing in six lengths.

LED
COB in 2700K, 3000K, 3500K, or 4000K 90+ cri standard rated >36,000 hours L70 (6.8K) per LM-80 test data, and 71,000 hours projected life per IES TM-21.

downlight optics
Khatod® Cosmo 50mm dia 16mm high (RoHS compliant) available in 12° spot, 25° medium, 38° wide

driver
constant current, class P, class 2 power unit, class A sound rating, universal input (120-277V) programmable driver, 5% minimum dimming level, PF >0.90. protections include short circuit, input/output isolation and surge protection (3KV). wired for 0-10v dimming from factory.


mounting
standard
driver in junction box (requires 2 1/8" deep electrical box). 5" dia canopy painted to match fixture. cloth-covered power cord color options listed below. cloth cord requires special stripping tool (link). field-adjustable 3ft length. optional stem listed below, painted to match fixture. satin black canopy standard on wood finishes.

canopy mounted driver (CDVR) (optional)
2"dia x 6"h extruded aluminum driver housing on 5" dia canopy painted to match fixture. field-adjustable 3ft length. optional stem listed below, painted to match fixture.

remote enclosure (.LV) (optional)
the standard driver can be remote mounted up to 33ft from the LED. suspension length should be considered in distance. remote enclosure supplied. for distances greater than 33ft consult factory. for Chicago Plenum installation consult factory.

finish
select from 15 standard powder coat paint finishes or 3 wood finishes (listed below) or specify RAL# for custom colors.

emergency
if required, recommend use of inverter (by other).



catalog number

size	beam	CCT	lumens	painted finish	power cord	options
P3936* driver in j-box	S 12° spot	27 2700K	L1 360 lm	AP anodized paint	BUPC blue cloth cord	3FT 36" cord
P3936.BABA* driver in j-box	M 25° med	30 3000K	L2 630 lm	BS brass	ORPC orange cloth cord	STM1 12" stem
P3936.LV* remote enclosure	W 38° wide	35 3500K	L3 900 lm	BU blue	PLPC purple cloth cord	STM2 24" stem
P3936.LV.BABA* remote enclosure		40 4000K	H1 1265 lm	BZ bronze	RDPC red cloth cord	STM3 36" stem
2"dia X 36"ht	jewel see page 6		H2 1805 lm	CP champagne	WGPC white & gray dot cloth cord	CDVR canopy mounted driver
P3948* driver in j-box				FB flat black	WHPC white cord	
P3948.BABA* driver in j-box				GM gun metal	BKPC black cord	
P3948.LV* remote enclosure				MB military blue	SBPC silver braid cord	
P3948.LV.BABA* remote enclosure				MW matte white		
2"dia X 48"ht				OR orange		
				RD red		
				SB satin black		
				SS satin silver		
				TG textured gray		
				YO yellow		

*extended lead time



premium finish
RAL specify RAL#

wood finish
ASH ashwood
ENG english brown oak
ESP espresso

This product meets the guidelines for the Build America, Buy America Act. Some Exclusions Apply. For more information and full list of eligible SKUs, please contact the factory at info@impactltg.com



standard
mounting
2 1/8" deep
J-Box required

driver




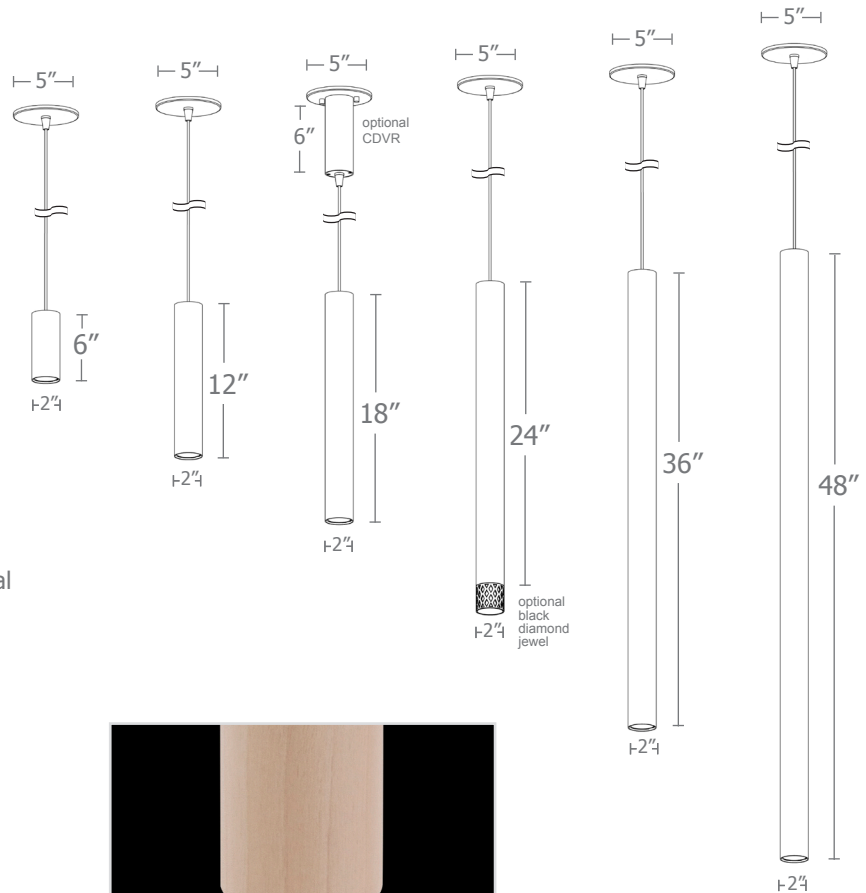
optional
CDVR
6"

silver braid
power cord

housing

COB

downlight
optics



impactltg 

Calculation Table

Consult factory for applications assistance

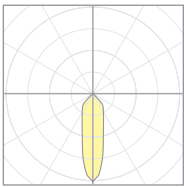


Cat No	Delivered* Lumens	Watts 120V / 277V	IES File #		LLF to be applied
L1	360	3	07222C	spot	.30
			07222B	med	.30
			07222A	wide	.30
L2	630	6	07222C	spot	.53
			07222B	med	.53
			07222A	wide	.53
L3	900	9	07222C	spot	.76
			07222B	med	.76
			07222A	wide	.76
H1	1265	13	07222C	spot	1.07
			07222B	med	1.07
			07222A	wide	1.07
H2	1805	19	07222C	spot	1.52
			07222B	med	1.52
			07222A	wide	1.52

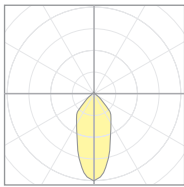
*delivered lumens based on 4000K, 90+ cri if adding a jewel, contact factory

The application of a Light Loss Factor is required to:

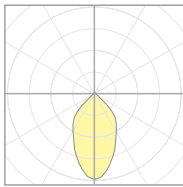
- match the lumen output for the power module specified
- incorporate the increased lumen output due to LED/Driver upgrades



07222C
P39xx-S-40H1
S 12° spot



07222B
P39xx-M-40H1
M 25° med



07222A
P39xx-W-40H1
W 38° wide

na.row.r™ with jewel spec sheet 90CRI

material
2"dia smooth extruded aluminum outer housing in six lengths.

LED
COB in 2700K, 3000K, 3500K, or 4000K 90+ cri standard rated >36,000 hours L70 (6.8K) per LM-80 test data, and 71,000 hours projected life per IES TM-21.

jewel
3D printed with filament. available in black, frost, and blue.

driver
constant current, class P, class 2 power unit, class A sound rating, universal input (120-277V) programmable driver, 5% minimum dimming level, PF >0.90. protections include short circuit, input/output isolation and surge protection (3KV). wired for 0-10v dimming from factory.

mounting
standard
driver in junction box (requires 2 1/8" deep electrical box). 5" dia canopy painted to match fixture. cloth-covered power cord color options listed below. cloth cord requires special stripping tool (link). field-adjustable 3ft length. optional stem listed below, painted to match fixture. satin black canopy standard on wood finishes.

canopy mounted driver (CDVR) (optional)
2"dia x 6"h extruded aluminum driver housing on 5" dia canopy painted to match fixture. field-adjustable 3ft length. optional stem listed below, painted to match fixture.

remote enclosure (LV) (optional)
the standard driver can be remote mounted up to 33ft from the LED. suspension length should be considered in distance. remote enclosure supplied. for distances greater than 33ft consult factory. for Chicago Plenum installation consult factory.

finish
select from 15 standard powder coat paint finishes or 3 wood finishes (listed below) or specify RAL# for custom colors.

emergency
if required, recommend use of inverter (by other).



catalog number

size	jewel	length	CCT	lumens	painted finish	power cord	options
P3906 driver in j-box	DBK black	2 2"	27 2700K	L1	AP anodized paint	BUPC blue cloth cord	3FT 36" cord
P3906.BABA driver in j-box	diamond				BS brass	ORPC orange cloth cord	STM1 12" stem
P3906.LV remote enclosure	PFR frost		30 3000K	L2	BU blue	PLPC purple cloth cord	STM2 24" stem
2"dia X 6"ht	pinstripe		35 3500K	L3	BZ bronze	RDPC red cloth cord	STM3 36" stem
P3912 driver in j-box	KBL blue		40 4000K	contact factory	CP champagne	WGPC white & gray dot cloth cord	CDVR canopy mounted driver
P3912.BABA driver in j-box	knurled				FB flat black	WHPC white cord	
P3912.LV remote enclosure					GM gun metal	BKPC black cord	
2"dia X 12"ht					MB military blue	SBPC silver braid cord	
P3918 driver in j-box					MW matte white		
P3918.BABA driver in j-box					OR orange		
P3918.LV remote enclosure					RD red		
P3918.LV.BABA remote enclosure					SB satin black		
2"dia X 18"ht					SS satin silver		
P3924 driver in j-box					TG textured gray		
P3924.BABA driver in j-box					YO yellow		
P3924.LV remote enclosure							
P3924.LV.BABA remote enclosure							
2"dia X 24"ht							
P3936* driver in j-box							
P3936.BABA* driver in j-box							
P3936.LV* remote enclosure							
P3936.LV.BABA* remote enclosure							
2"dia X 36"ht							
P3948* driver in j-box							
P3948.BABA* driver in j-box							
P3948.LV* remote enclosure							
P3948.LV.BABA* remote enclosure							
2"dia X 48"ht							




premium finish
RAL specify RAL#

wood finish
ASH ashwood
ENG english brown oak
ESP espresso

*extended lead time

This product meets the guidelines for the Build America, Buy America Act.
Some Exclusions Apply. For more information and full list of eligible SKUs, please contact the factory at info@impactltg.com

Powder Coat Paint Finishes



MW matte white




AP anodized paint




SS satin silver



TG textured gray




FB flat black



SB satin black



CP champagne



BZ bronze



GM gun metal



OR orange 2011



BU blue 5017



BS brass



RD red 3020




YO yellow 1018




MB military blue

Premium Finishes*


Wood Finishes



ASH ashwood



ENG english brown oak



ESP espresso

For accurate color verification, actual finish samples are available upon request.



RAL#

*Available on select series. Consult product submittal for availability.

